

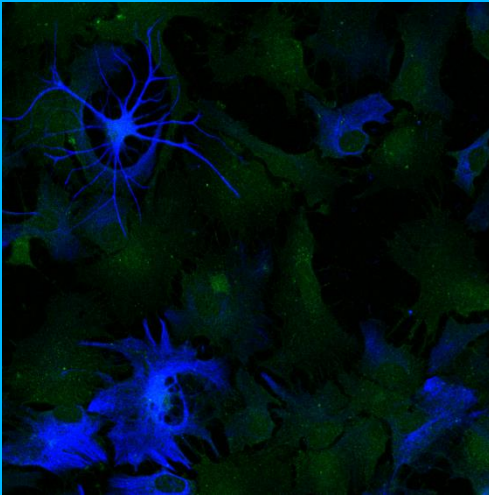
PRODUCT DATASHEET

STAR FLUOR 645 Goat anti-Rabbit, highly cross adsorbed

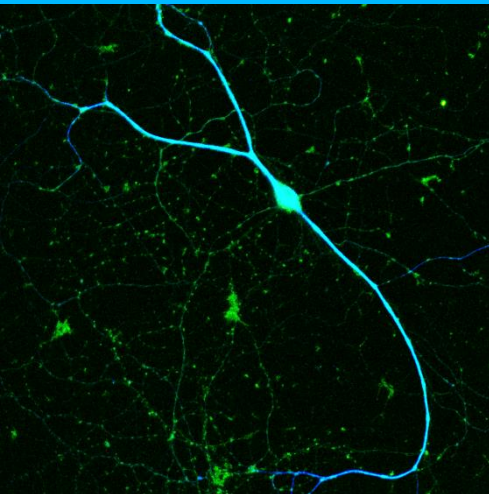
Product Information

Product code:	F2H168
Description:	Highly cross adsorbed Goat anti-Rabbit IgG (H&L) - STAR FLUOR 645, conjugated secondary antibody
Form:	Lyophilized
Concentration:	1 mg/mL after reconstitution with Ultrapure water
$\lambda_{\text{abs}}/\lambda_{\text{em}}$ (nm):	645/667
Host Species:	Goat
Clonality:	Polyclonal
Isotype:	IgG
Type:	Secondary Antibody
Reactivity/Purity:	Rabbit. No observed reactivity against Bovine, Chicken, Goat, Guinea Pig, Hamster, Horse, Human, Mouse, Rat and Sheep Serum Proteins. Immuno-affinity chromatography has been used to purify Goat anti-Rabbit from monospecific antiserum using Rabbit IgG coupled to agarose beads followed by solid phase adsorption to remove any unwanted reactivity.
Specificity:	IgG (H&L)
Immunogen:	Rabbit whole IgG molecule, native protein
Storage buffer:	Phosphate buffered saline containing 0.01% sodium azide and 10 mg/mL BSA after reconstitution
Storage conditions:	+4 °C. Protect from light Avoid freeze/thaw cycles
Expiry:	See expiry date. Stable for up to 6 months at +4 °C after reconstitution
Applications:	The application notes include recommended starting dilutions; optimal dilutions/concentrations should be determined by the end user. Flow Cytometry: 1:2,000 - 1:4,000 ELISA: 1:10,000 - 1:50,000 Western Blot: 1:2,500 - 1:10,000 ICC/IF: 1:100 - 1:1,000

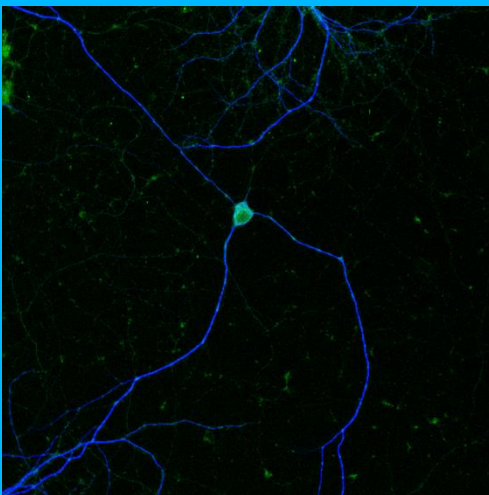
Images



Immunohistochemical staining on mouse glia of GFAP (blue) using Anti-GFAP Primary Antibody and Star Fluor 645 Goat anti-Rabbit and actin (green) using Anti- actin Primary Antibody and Star Fluor 488 Goat anti-Mouse.



Immunohistochemical staining on mouse hippocampal neurons of MAP-2 (blue) using Anti-MAP-2 Primary Antibody and Star Fluor 645 Goat anti-Rabbit and betaIII tubulin (green) using Anti- betaIII tubulin Primary Antibody and Star Fluor 488 Goat anti-Mouse.



Immunohistochemical staining on mouse hippocampal neurons of MAP-2 (blue) using Anti-MAP-2 Primary Antibody and Star Fluor 645 Goat anti-Rabbit and betaIII tubulin (green) using Anti- betaIII tubulin Primary Antibody and Star Fluor 488 Goat anti-Mouse.

Disclaimer

The product was manufactured via a Quality System certified ISO9001 and tested in accordance with documented quality procedures and approved as a result of meeting the required specification.

This product is for in vitro research use only and is not intended for use in humans or animals. Cyanagen warrants that its products conform to the information contained in this and other Cyanagen publications. Purchaser must determine the suitability of the product for its particular use.